



THE BHAWANIPUR EDUCATION SOCIETY COLLEGE

A MINORITY RUN COLLEGE. AFFILIATED TO UNIVERSITY OF CALCUTTA
RECOGNISED UNDER SECTION 2(F) & 12 (B) OF THE UGC ACT, 1956

B.COM./ B.A./ B.SC. SEMESTER I (UNDER NEP-CCF SYSTEM) CALCUTTA UNIVERSITY EXAMINATION, 2025 ONLINE FORM GENERATION & SUBMISSION PROCEDURE	
This Form Fill-up procedure is applicable for the Students taken admission under NEP-CCF system in the session 2025-2026 and have successfully completed the Calcutta University Registration process and have received their Calcutta University Registration Number are eligible for the said Form fill-up.	
Calcutta University Examination form fill-up procedure is divided into three steps as mentioned below. It is mandatory to successfully complete all the steps to be eligible for the upcoming Semester I Calcutta University Examination, 2025 (NEP-CCF System):	
Step 1 – Students are required to know their Calcutta University Registration Number from the link mentioned below by giving their College UID.	
Step 2 – Calcutta University Examination Online form generation from the Calcutta university website.	
Step 3 – Submission of downloaded copy of Calcutta University Examination form via Academic 360 Login.	
Important Information to read before you go through the detailed form fill-up process.	
<ul style="list-style-type: none">There is NO requirement for physical submission of the downloaded copy of Calcutta University Examination 2025 form in the College.In case if you face any technical issue while doing your Calcutta University Examination form fill-up processes, please fill-up the Google Form mentioned below to notify us of the same. The below-mentioned Google form can only be accessed through your Institutional Email ID. Click here to fill up the Google Form for the same <ul style="list-style-type: none">Students DO NOT need to pay any additional fees for the Calcutta University Examination form fill-up.	
STEP 1 – KNOW YOUR CALCUTTA UNIVERSITY REGISTRATION NUMBER	
1 (A)	<p>It is mandatory for students to know the Calcutta University Registration Number, as it will be required for Online form generation procedure from the Calcutta university website (procedure for the same is given below).</p> <p>Students needs to give their college UID. The link of the same is given below:</p> <p>Click here to know your Calcutta University Registration Number</p>
STEP 2: ONLINE FORM GENERATION PROCEDURE FROM CALCUTTA UNIVERSITY PORTAL	
2 (A)	<p>Click here for B.A. & B.Sc. Semester I Calcutta University Exam, 2025 (CCF System) On-line Form Generation,</p> <p>Click here for B.Com. Semester I Calcutta University Exam, 2025 (CCF System) On-line Form Generation,</p> <p>the below shown window will open.</p>
2 (B)	<div><div></div><div><p>Now, type your “Registration Number” & “First 3 Characters of Candidates Name” in the respective boxes given herein.</p><p>Then Click on “Continue” button.</p><p>Please Note: If in your browser “pop-up” is blocked, you will get a display (red-coloured cross) on the top right of the browser. Please click on that display to enable the pop-up.</p></div></div>
2 (C)	<div><div></div><div><p>Check the Candidate Name & “Semester” as SEMESTER I from the drop down.</p><p>Then click on “Continue” button to get redirected to the next page.</p><p>Please Note: If in your browser “pop-up” is blocked, you will get a display (red-coloured cross) on the top right of the browser. Please click on that display to enable the popup.</p></div></div>
2 (D)	<div><div></div><p>Check all the details thoroughly in the window displayed, in case if any of the field(s) are blank and if the editing is allowed in the blank field(s) by the portal, please edit the same, otherwise proceed with your form fill-up process as it is.</p></div>
2 (E)	<p>Please Note: Scroll down to the bottom of the page and carefully review the Subject Details section, where the subjects you have selected during your Calcutta University registration will be displayed.</p>



THE BHAWANIPUR EDUCATION SOCIETY COLLEGE

A MINORITY RUN COLLEGE. AFFILIATED TO UNIVERSITY OF CALCUTTA
RECOGNISED UNDER SECTION 2(F) & 12 (B) OF THE UGC ACT, 1956



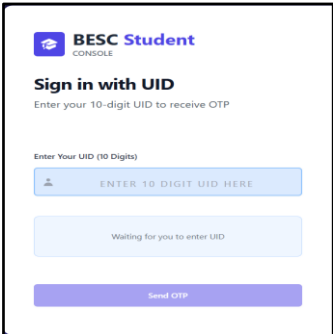
(**For any change or correction, please contact your college**)

Now click on the “**SUBMIT**” button to submit your details on your **Calcutta University Examination, 2025 Online Generated Form for Semester I examination**. After successful submission, click on “**PRINT**” button to Save / Download your Semester I Examination Form.

Please Note:

- Examination form should be printed only if any correction is required in your Calcutta University Examination Form details. In case of no correction in the form you should not print the same. You are only required to save the form in .pdf or .jpg. format and upload the form as it is as per the process mentioned below (Step 3). NO SIGNATURE IS REQUIRED IN YOUR EXAMINATION FORM.
- In case if any correction is required in your Online Examination form, please follow the steps given below –
 - Click on “**PRINT**” button to Print Semester I Examination Form. Print the Examination form on a white A4 size paper in Portrait mode.
 - Check the form thoroughly, do the required correction(s) in the form manually, along with your full signature & paste photograph (only if required) on the respective fields.
 - After making the necessary changes in your form, you must scan the form in .pdf or .jpg format & upload it as per the process mentioned below (Step 3).

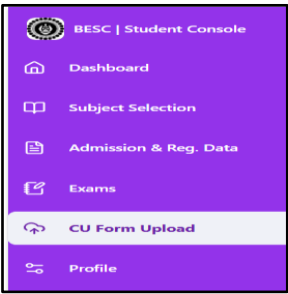
STEP 3: CALCUTTA UNIVERSITY EXAMINATION FORM ONLINE SUBMISSION VIA ACADEMIC 360 LOGIN
(APPLICABLE FOR ALL REGULAR STUDENTS OF SEMESTER I TAKEN ADMISSION IN THE SESSION 2025-2026 UNDER NEP-CCF SYSTEM & HAVE SUCCESSFULLY COMPLETED CALCUTTA UNIVERSITY REGISTRATION PROCESS)



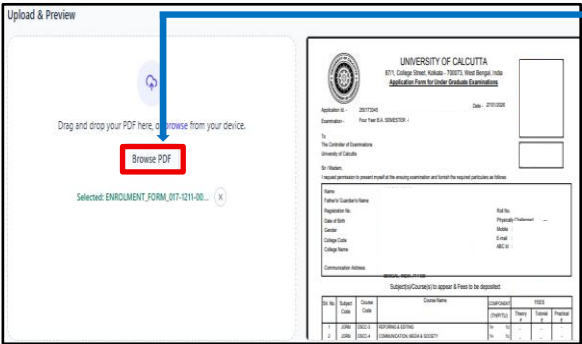
Click here [Academic 360 Login - BESC Student Console](#) . Enter your College UID from your college ID card and click on “**Send OTP**”. You will receive the OTP on your registered WhatsApp number and your institutional email ID.

Please Note:

It is advisable to always use the link for [Academic 360 Login - BESC Student Console](#) available on the college website or in the given notice. If you have bookmarked the link of Academic 360 Login, please ensure that it is a secured link starting with “**https**”, not “**http**”.



On the left-hand side of the screen, under the **Student Console**, click on “**CU Form Upload**”.

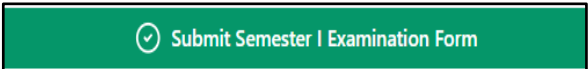


Next, click “**Browse PDF**” and upload the downloaded Calcutta University examination form.

After the file is uploaded, a preview will appear beside the upload section.

Important Note:

Please read the instructions very carefully before uploading the document. Once the final submission is completed, no changes or editing will be allowed.



After uploading the form, click on “**Submit Semester I Examination Form**” to complete the process.

Please Note:

If you need to make any changes, click the “**Preview**” button and then select “**Back to Upload**”. To update the form, click “**Browse PDF**” and upload the correct file.

CALCUTTA UNIVERSITY EXAMINATION FORM ONLINE SUBMISSION VIA GOOGLE FORM
APPLICABLE ONLY FOR STUDENTS OF SEMESTER I CASUAL (HAVING FAILED PAPER/S) STUDENTS (UNDER CCF)

CLICK THE LINK BELOW TO UPLOAD YOUR SEMESTER I (CCF) ONLINE CALCUTTA UNIVERSITY EXAMINATION FORM (FOR CASUAL STUDENTS):



[Click Here to Upload your Semester I Calcutta University Examination, 2025 form – for Casual students](#)

Please Note:

Students will not be eligible to sit for their Semester I Calcutta University Examination, 2025 without uploading Examination form via this Google form.