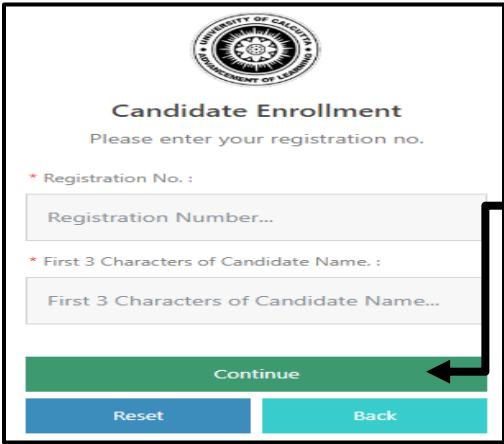

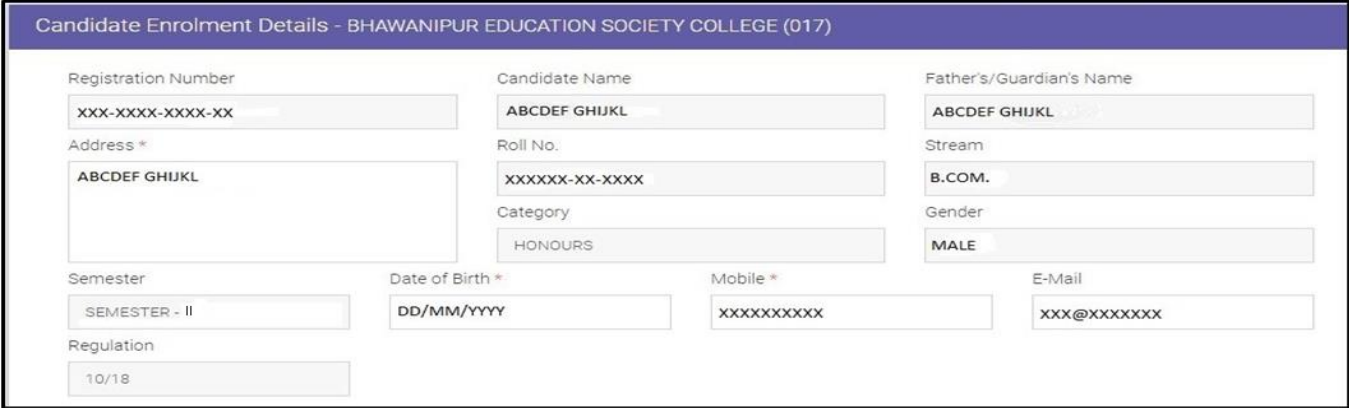




THE BHAWANIPUR EDUCATION SOCIETY COLLEGE

A MINORITY RUN COLLEGE. AFFILIATED TO UNIVERSITY OF CALCUTTA
RECOGNISED UNDER SECTION 2(F) & 12 (B) OF THE UGC ACT, 1956

B.COM./ B.A. / B.SC. SEMESTER II (UNDER CBCS) CALCUTTA UNIVERSITY EXAMINATION, 2025 ONLINE FORM GENERATION & SUBMISSION PROCEDURE	
<p>Calcutta University Examination form fill-up procedure is divided into two steps as mentioned below. It is mandatory to successfully complete all the steps to be eligible for the upcoming Semester II (Under CBCS) Calcutta University Examination, 2025:</p> <p>Step 1 – Calcutta University Examination Online form generation from the Calcutta university website.</p> <p>Step 2 – Submission of downloaded copy of Calcutta University Examination form via Google Form.</p> <p>Important Information to read before you go through the detailed form fill-up process.</p> <ul style="list-style-type: none">There is no requirement for physical submission of the downloaded copy of Calcutta University Examination 2025 form in the College.In case if you face any technical issue while doing your Calcutta University Examination form fill-up processes, please fill-up the Google Form mentioned below to notify us of the same. The below-mentioned Google form can only be accessed through your Institutional Email ID. <p>Click here to fill up the Google Form for the same.</p> <ul style="list-style-type: none">Students do not need to pay any additional fees for the Calcutta University Examination form fill-up.	
STEP 1 - ONLINE FORM GENERATION PROCEDURE FROM CALCUTTA UNIVERSITY PORTAL	
1 (A)	Click here for B.A. & B.Sc. Semester II (Under CBCS) Calcutta University Exam, 2025 On-line Form Generation , Click here for B.Com. Semester II (Under CBCS) Calcutta University Exam, 2025 On-line Form Generation , the below shown window will open.
1 (B)	<div><div></div><div><p>Now, type your “Registration Number” & “First 3 Characters of Candidates Name” in the respective boxes given herein.</p><p>Then Click on “Continue” button.</p><p>Please Note: If in your browser “pop-up” is blocked, you will get a display (red-coloured cross) on the top right of the browser. Please click on that display to enable the popup.</p></div></div>
1 (C)	<div><div></div><div><p>Check the Candidate Name & “Semester” as SEMESTER II from the drop down.</p><p>Then click on “Continue” button to get redirected to the next page.</p><p>Please Note: If in your browser “pop-up” is blocked, you will get a display (red-coloured cross) on the top right of the browser. Please click on that display to enable the popup.</p></div></div>
1 (D)	<div><div></div><div><p>Check all the details thoroughly in the window displayed, in case if any of the field(s) are blank and if the editing is allowed in the blank field(s) by the portal, please edit the same, otherwise proceed with your form fill-up process as it is.</p></div></div>



THE BHAWANIPUR EDUCATION SOCIETY COLLEGE

A MINORITY RUN COLLEGE. AFFILIATED TO UNIVERSITY OF CALCUTTA
RECOGNISED UNDER SECTION 2(F) & 12 (B) OF THE UGC ACT, 1956

The below mentioned window is applicable to B.A. / B.Sc. students

Subject Details					
Srl.	Subject	Course	Course Name	Component (TH/P/TU)	Action
1	MATHEMATICS (MTMA)	CC3	REAL ANALYSIS	TH	<input checked="" type="checkbox"/>
2	PHYSICS (PHSG)	GE2	ELECTRICITY AND MAGNETISM	TH	<input checked="" type="checkbox"/>

At the bottom of the page, your subject details will be shown, here you need to check the “Subject Details”. The subjects that will appear have already been selected by you at the time of Calcutta University Registration.

1 (E)

The below mentioned window is applicable to B.Com. students

Subject Details					
Srl.	Subject Code	Paper Name	Subject Appear Type		Action
1	GE2.1CHG-M1	E-Commerce	F		<input checked="" type="checkbox"/>
2	GE2.1CHG-M2	Business Communication	F		<input checked="" type="checkbox"/>
3	CC2.1CHG	Company Law	F		<input checked="" type="checkbox"/>
4	CC2.2CHG	Marketing Management and Human Resource Management	F		<input checked="" type="checkbox"/>
5	CC2.1CG	Cost and Management Accounting (General)	F		<input checked="" type="checkbox"/>

At the bottom of the page, your subject details will be shown, here you need to check the “Subject Details” thoroughly to appear in your Semester II examination.

1 (F)

(**For any change or correction, please contact your college**)

Now click on the “SUBMIT” button to submit your details on your **Calcutta University Examination, 2025 Online Generated Form for Semester II examination**. After successful submission, click on “PRINT” button to Save / Download your Semester II Examination Form.

Please Note:

- Examination form should be printed only if any correction is required in your Calcutta University Examination Form details. In case of no correction in the form you should not print the same. You are only required to save the form in .pdf or .jpg. format and upload the form as it is as per the process mentioned below (Step 3). **NO SIGNATURE IS REQUIRED IN YOUR EXAMINATION FORM.**
- In case if any correction is required in your Online Examination form, please follow the steps given below –
 - Click on “PRINT” button to Print Semester II Examination Form. Print the Examination form on a white A4 size paper in Portrait mode.
 - Check the form thoroughly, do the required correction(s) in the form manually, along with your full signature & paste photograph (only if required) on the respective fields.
 - After making the necessary changes in your form, you must scan the form in .pdf or .jpg format & upload it as per the process mentioned below (Step 3).

STEP 2 - CALCUTTA UNIVERSITY EXAMINATION FORM ONLINE SUBMISSION VIA GOOGLE FORM APPLICABLE ONLY FOR STUDENTS OF SEMESTER II (UNDER CBCS)

2)

CLICK THE LINK BELOW TO UPLOAD YOUR SEMESTER II (UNDER CBCS) ONLINE CALCUTTA UNIVERSITY EXAMINATION FORM (FOR CASUAL STUDENTS)



[Click Here to Upload your Semester II Calcutta University Examination, 2025 form – Casual students.](#)

Please Note:

Students will not be eligible to sit for their Semester II Calcutta University Examination, 2025 without uploading Examination form via this Google form.