



THE BHAWANIPUR EDUCATION SOCIETY COLLEGE

A MINORITY RUN COLLEGE. AFFILIATED TO UNIVERSITY OF CALCUTTA
RECOGNISED UNDER SECTION 2(F) & 12 (B) OF THE UGC ACT, 1956

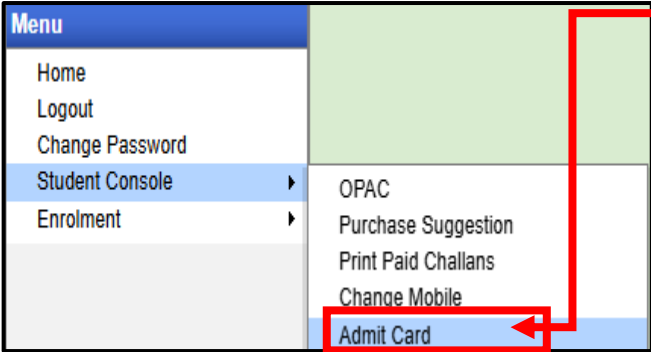
BBA SEMESTER III CONTINUOUS INTERNAL EVALUATION, 2024 - 2025 ADMIT CARD GENERATION PROCEDURE

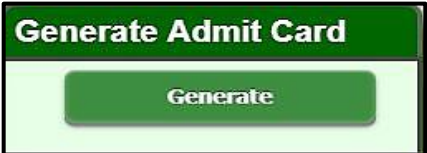
Please note:


- I. It is mandatory for students to carry the Admit Card & Valid College ID Card for the said examination.
- II. **It is recommended that you use Google Chrome browser and ensure your browsing history is cleared before proceeding with the following steps.**
- III. In case if any "Pop-up" appears during the Generation of the Admit Card, please click on the "OK" button to proceed with generating the same.
- IV. If you are facing any problem in the below-given admit card generation procedure, please click on the link given below and fill up the required details –
[Click here to fill-up the Google form to report Admit Card generation issue](#)

1 Visit College Website www.thebges.edu.in. On the top right-hand side of the screen, click on [Campus Login](#). The session will remain **"2024-2025" (DO NOT CHANGE THE SESSION)**. Enter your College UID (**From your college ID card**) in the **"User Code"** field, log in using your password or OTP which will be sent to your Institutional mail ID mobile number registered with the College.

Please Note: It is advisable to always use the link for [Campus Login](#) available on the college website or in the given notice. If you have bookmarked the link of Campus Login, please ensure that it is a secured link starting with **"https", not **"http"**.**

2  Upon login into your profile, on the left side of the screen under Menu, go to **"Student Console"** option and click on **"Admit Card"**.
Please note:
If in your browser **"pop-up"** is blocked, you will get a display (red-coloured cross) on the top right of the browser. Please click on that display to enable the pop-up.

3  Click on **"Generate"** option for the generation of your admit card.

4  Now click on **"OK"** to print your admit card.
Please Note: Admit Card must be printed on a white colour A4 size paper only. Please make sure that printing orientation is in portrait mode.