

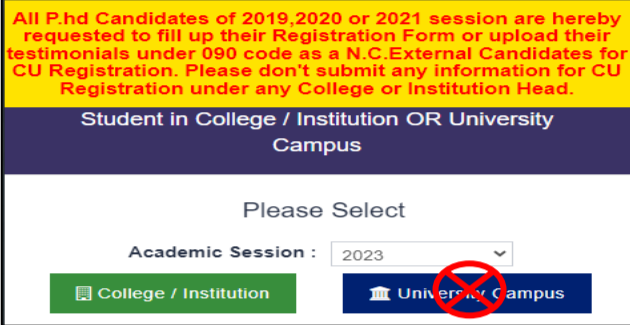






THE BHAWANIPUR EDUCATION SOCIETY COLLEGE

A MINORITY RUN COLLEGE. AFFILIATED TO UNIVERSITY OF CALCUTTA
RECOGNISED UNDER SECTION 2(F) & 12 (B) OF THE UGC ACT, 1956

CALCUTTA UNIVERSITY ONLINE POST GRADUATION REGISTRATION PROCESS FOR THE STUDENTS ADMITTED IN ACADEMIC SESSION 2023-2024 (APPLICABLE ONLY FOR M.COM. & M.A. ENGLISH STUDENTS)

STEP 1	Click on https://www.calunivreg.in/PG/ to visit Calcutta University Post-Graduation Online Registration portal .																								
STEP 2	 <p>Enter your Name, Mobile No, Email Id and Password in respective fields as shown here in the screen. Click on Register button once done.</p> <p>Please Note -</p> <ol style="list-style-type: none"> The password should be alphanumeric. Once clicked on Register button, you will receive an OTP in your registered mobile number. Please keep a note of the Email ID & Password that you have entered at the time of your PG online Registration. Your Email ID will be your User ID. 																								
STEP 3	 <p>After registration, login to your profile with the login credentials. Enter your User ID (Email ID) along with the Password in the respective fields & click on “LOG IN”.</p>																								
STEP 4	 <p>All P.hd Candidates of 2019,2020 or 2021 session are hereby requested to fill up their Registration Form or upload their testimonials under 090 code as a N.C.External Candidates for CU Registration. Please don't submit any information for CU Registration under any College or Institution Head.</p> <p>Select Academic Session as 2023 from the dropdown and then click on College / Institution button. Do not click on “University Campus” option.</p>																								
STEP 5	<p>Once clicked on College/ Institution option, the online registration form will open. Fill up all the fields as required under Enter your details, Basic information, Present & Permanent addresses, Migration status & Last qualifying examination details heads.</p> <p>You are required to scan and upload the documents in the portal as per exhibit given below.</p> <table border="1" data-bbox="180 1323 2018 1908"> <thead> <tr> <th>Sr. No.</th> <th>Name of the Document</th> <th>Format</th> <th>File size</th> </tr> </thead> <tbody> <tr> <td>a.</td> <td>Student's recent passport-size colour photograph.</td> <td rowspan="8">.jpg</td> <td rowspan="2">Within 50 KB</td> </tr> <tr> <td>b.</td> <td>Student's Signature (Full Signature in running hand).</td> </tr> <tr> <td>c.</td> <td>Original 6th Semester Marksheet (Immediate previous qualifying examination) Please Note: Net copy of 6th Semester Marksheet will not be accepted.</td> </tr> <tr> <td>d.</td> <td>Age Proof Document (Class X Admit Card/ Birth Certificate/ Certificate of Madhyamik or Equivalent Examination) Please Note: Aadhar Card is not acceptable as age proof.</td> </tr> <tr> <td>e.</td> <td>Calcutta University Registration Certificate (Applicable to students coming from Calcutta University)</td> </tr> <tr> <td>g.</td> <td>Caste Certificate (Applicable for Applicants belonging to SC / ST / OBC A / OBC B Category) Please Note: Caste certificate issued by West Bengal Government will be accepted.</td> </tr> <tr> <td>h.</td> <td>Person with Disability Certificate (Only applicable to Applicants who have applied for Admission under Physically Handicapped)</td> </tr> <tr> <td></td> <td></td> <td></td> <td>Within 150 KB</td> </tr> </tbody> </table> <p>Please Note: You are required to upload a scan copy of your Original 6th Semester Marksheet under both Marksheet and Graduation Marksheet option.</p>	Sr. No.	Name of the Document	Format	File size	a.	Student's recent passport-size colour photograph.	.jpg	Within 50 KB	b.	Student's Signature (Full Signature in running hand).	c.	Original 6 th Semester Marksheet (Immediate previous qualifying examination) Please Note: Net copy of 6th Semester Marksheet will not be accepted.	d.	Age Proof Document (Class X Admit Card/ Birth Certificate/ Certificate of Madhyamik or Equivalent Examination) Please Note: Aadhar Card is not acceptable as age proof.	e.	Calcutta University Registration Certificate (Applicable to students coming from Calcutta University)	g.	Caste Certificate (Applicable for Applicants belonging to SC / ST / OBC A / OBC B Category) Please Note: Caste certificate issued by West Bengal Government will be accepted.	h.	Person with Disability Certificate (Only applicable to Applicants who have applied for Admission under Physically Handicapped)				Within 150 KB
Sr. No.	Name of the Document	Format	File size																						
a.	Student's recent passport-size colour photograph.	.jpg	Within 50 KB																						
b.	Student's Signature (Full Signature in running hand).																								
c.	Original 6 th Semester Marksheet (Immediate previous qualifying examination) Please Note: Net copy of 6th Semester Marksheet will not be accepted.																								
d.	Age Proof Document (Class X Admit Card/ Birth Certificate/ Certificate of Madhyamik or Equivalent Examination) Please Note: Aadhar Card is not acceptable as age proof.																								
e.	Calcutta University Registration Certificate (Applicable to students coming from Calcutta University)																								
g.	Caste Certificate (Applicable for Applicants belonging to SC / ST / OBC A / OBC B Category) Please Note: Caste certificate issued by West Bengal Government will be accepted.																								
h.	Person with Disability Certificate (Only applicable to Applicants who have applied for Admission under Physically Handicapped)																								
				Within 150 KB																					
STEP 6	 <p>After filling up the required details and uploading the required documents, click on Submit button.</p>																								
STEP 7	 <p>After successful submission, the “Download Application Form” button will be visible at the bottom of the screen. Click on same to download and save your Application Form for your future reference.</p> <p>Please Note:</p> <ol style="list-style-type: none"> In case if you have given any wrong data or uploaded a wrong document, you can click on Rectify button to update or change the same. If in your browser “pop-up” is blocked, you will get a display (red-coloured cross) on the top right of the browser, please click on that display to enable the popup. 																								

Please Note:

- The last date to complete the above-mentioned procedure for M.A. is Saturday, 2nd December 2023 & for M.Com. is Monday, 4th December 2023.**
- In case if you are facing any issues while completing the above-mentioned procedure, please fill-up the Google Form given below to notify us the same.
[Click here to fill-up the Google Form for the Calcutta University Registration issue.](#)
- ALL M.A. (ENGLISH)/ M.COM. STUDENTS MUST BRING ALL THE ORIGINAL DOCUMENTS WHICH WERE UPLOADED AT THE TIME OF CALCUTTA UNIVERSITY ON-LINE REGISTRATION PROCESS.**
- The document submission schedule is as follows:**
 - M.A. (English) students will report to Room No. 431 (4th Floor) on Saturday, 2nd December 2023 at 11:00 am.
 - M.Com. students will report to Room No. 431 (4th Floor) on Monday, 4th December 2023 at 12:30 pm.
- You may also contact your departmental head for any queries regarding your Calcutta University Registration Process.