



THE BHAWANIPUR EDUCATION SOCIETY COLLEGE

A MINORITY RUN COLLEGE. AFFILIATED TO UNIVERSITY OF CALCUTTA
RECOGNISED UNDER SECTION 2(F) & 12 (B) OF THE UGC ACT, 1956

Procedure for Generation of Admit Card

This procedure is applicable only for B.A & B.Sc. Part II (H & G) Students for their College Selection Test, 2017-18

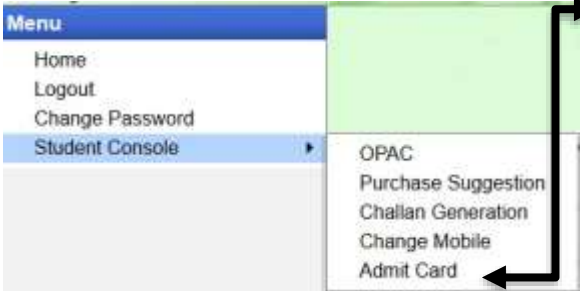
Please Note: B.A. & B.SC. (GENERAL) STUDENTS WILL GENERATE THEIR ADMIT CARD ON 07/02/2018 FROM 12:00 NOON ONWARDS.


1 Visit College Website www.thebges.edu.in. On the top right-hand side of the screen, click on "[Campus Login](#)". Session will remain "**2017-18**" (**DO NOT CHANGE THE SESSION**). Enter your College UID (**From your college ID card or your previous year fees challan**) in the UID field and Password.


2 In case you do not remember your password, click on "[Forgot Password](#)". Give your College UID, E-mail ID or Mobile No. and Date of Birth (DDMMYYYY), registered in college. Click on "[Get Password](#)". Your password will be reset to "**welcome**" (**even if you do not receive an SMS**). You will be required to change your password to access your online profile.

Please Note:

YOU SHOULD NOT GIVE "welcome" AS YOUR NEW PASSWORD.

3  Upon login into your profile, on the left side of the screen under Menu, go to "[Student Console](#)" option and click on "[Admit Card](#)".
Please note:
If in your browser "**popup**" is blocked, you will get a display (**red-coloured cross**) on the top right of the browser. Please click on that display to enable the popup.

4  Click on "[Generate](#)" option for the generation of your admit card.

5  Now click on "**OK**" to print your admit card for the examination.

Please Note:

Admit Card must be printed on a neat white colour A4 size paper only. Please make sure that printing orientation is in portrait mode.

Please note:

- i. **DO NOT TRY TO GENERATE YOUR ADMIT CARD FROM YOUR MOBILE PHONE.**
- ii. **No students will be allowed for examination without their Admit Card and valid college ID card.**
- iii. **If you are facing any problem in accessing your profile/generation of admit card, visit System Control Room (Room No. 424) 4th Floor on Friday, 9th February, 2018 between 10.00 AM to 12.00 NOON & 03.00 PM to 04.00 PM**