



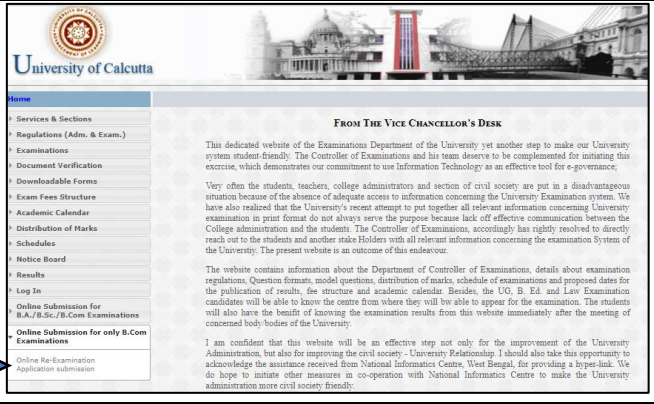
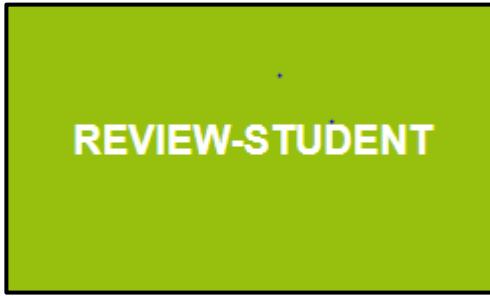
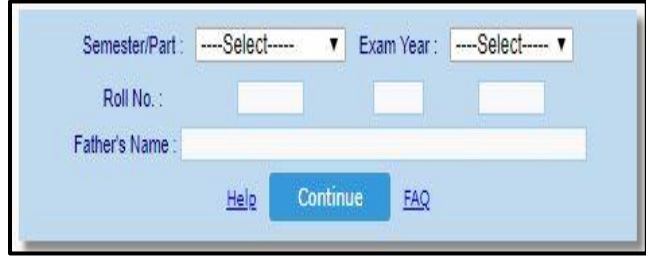
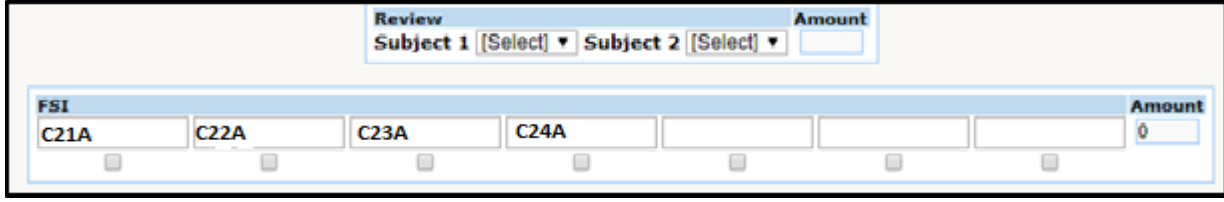
# THE BHAWANIPUR EDUCATION SOCIETY COLLEGE

A MINORITY RUN COLLEGE. AFFILIATED TO UNIVERSITY OF CALCUTTA

RECOGNISED UNDER SECTION 2(F) & 12 (B) OF THE UGC ACT, 1956

## Procedure for Calcutta University Part II Recheck & FSI Online Process

**This process is applicable to students who had appeared for B.Com. (Honours) Part II Examination in the year 2018.**

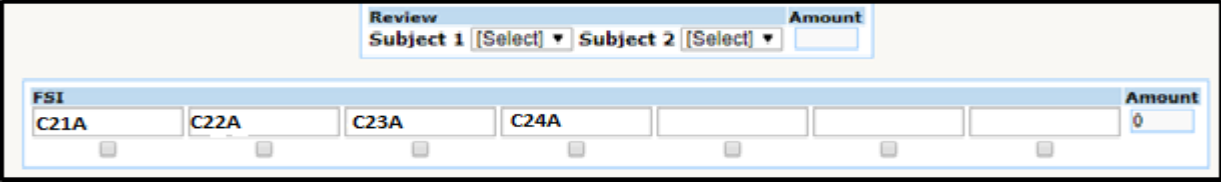
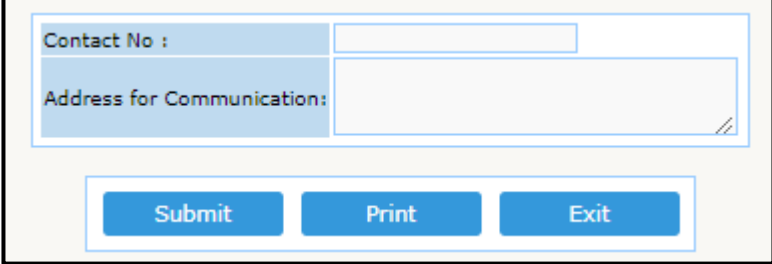

1	Go to Calcutta University Website <a href="http://www.cuexam.net">www.cuexam.net</a> .	
2	Click on <b>“ONLINE SUBMISSION FOR ONLY B.COM EXAMINATIONS”</b> available under Menu on the left side of the screen.  And then click on <b>“ONLINE RE-EXAMINATION APPLICATION SUBMISSION”</b>	
3		Click on the <b>“REVIEW-STUDENT”</b> button available on the top left- hand side of the screen.
4		After clicking on the <b>“REVIEW-STUDENT”</b> button, a) Select <b>“Part-II (Honours)”</b> under Semester / Part dropdown menu. b) Select <b>“2018”</b> from the <b>“Exam Year”</b> dropdown menu. c) Type your <b>“Roll No.”</b> of Part II Calcutta University Examination, 2018, in the <b>“Roll No.”</b> Box. d) Type your <b>“Father's Name”</b> and click on the <b>“Continue”</b> button.
5a		<p>Select the Subject/s from the Subject 1 &amp; Subject 2 dropdown if you want to opt for review. Select the Subject/s if you want to opt for FSI (Self Inspection).</p> <p><b>Please Note:</b></p> <ol style="list-style-type: none"> <li>1. Students who have appeared for their Part II Calcutta University Examination, 2018 as an Honours Regular candidate will get to select two options i.e. Review and/or FSI for their assessed answer script.</li> <li>2. Recheck can be done of only 2 papers (either, 2 Honours or 2 General or 1 Honours and 1 General papers), so if you do recheck of two Honours papers now, you won't be able to give General papers for Recheck later.</li> </ol>



# THE BHAWANIPUR EDUCATION SOCIETY COLLEGE

A MINORITY RUN COLLEGE. AFFILIATED TO UNIVERSITY OF CALCUTTA

RECOGNISED UNDER SECTION 2(F) & 12 (B) OF THE UGC ACT, 1956

5b	 <p>Select the Subject/s you want to opt for FSI (Self Inspection)</p> <p><b>Please Note:</b> Students who have appeared for their Part II Calcutta University Examination, 2018 as an Honours candidate only for their back papers will get to select only one options i.e. FSI for their assessed answer script. They won't be eligible to give their Part II papers for Review.</p>
6	 <p>Check your on-line generated form thoroughly. Fill in the blank boxes at the bottom of the page. You have to type your <b>“CONTACT NUMBER”</b> &amp; your <b>“ADDRESS FOR COMMUNICATION”</b> correctly within the respective boxes given therein.</p>
7	 <p>Now click on the <b>“SUBMIT”</b> button to submit your details in your <b>Review and FSI Application Form</b> for the Part II Papers of Examination, 2018.</p> <p><b>Please Note:</b></p> <ol style="list-style-type: none"><li>1. Recheck can be done of only 2 papers (either, 2 Honours or 2 General or 1 Honours and 1 General papers), so if you do recheck of two Honours papers now, you won't be able to give General papers for Recheck later.</li><li>2. You have to <b>“Print”</b> the form and submit it in the College, as per the venue, date &amp; time allotted to you through SMS &amp; Notice.</li><li>3. Please carry the fees to be paid for Review and/or FSI as mentioned in the printed Application form.</li><li>4. Your Recheck &amp; FSI process will not be completed unless you sign &amp; submit the Review/FSI Application form at the Submission Tables before leaving.</li></ol>