
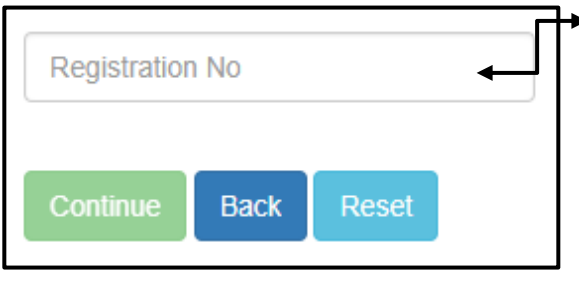

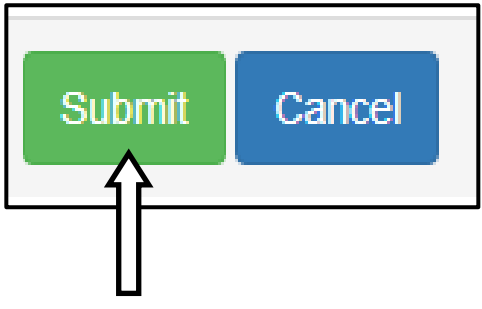




THE BHAWANIPUR EDUCATION SOCIETY COLLEGE

A MINORITY RUN COLLEGE. AFFILIATED TO UNIVERSITY OF CALCUTTA
RECOGNISED UNDER SECTION 2(F) & 12 (B) OF THE UGC ACT, 1956

Procedure for B. Com/B. A /B.Sc. Part I Calcutta University Examination, 2018 Online Form Fill up

1	Go to Calcutta University Website www.cuexamwindow.in
2	 <p>Click on the “STUDENT” button available on the left- hand side of the screen.</p>
3	 <p>Type your Calcutta University Registration Number in this box and click on the “Continue” button to get redirected to the next page.</p> <p>Please Note: If in your browser “popup” is blocked, you will get a display (red-coloured cross) on the top right of the browser. Please click on that display to enable the popup.</p>
4	 <p>Check your on-line generated form thoroughly. Fill in the blank boxes at the bottom of the page. You have to type your “MOBILE NUMBER”, “EMAIL” your “COMMUNICATION ADDRESS” & your “D.O.B” correctly within the respective boxes given therein.</p>
5	 <p>Now click on the “SUBMIT” button to submit your details in your Calcutta University Online Examination Form for the Part I Examination, 2018.</p> <p>Please Note: 1. You should not “Print” the form. The form will be printed at the Form Fill-up venue once you report as per the scheduled date and time allotted to you. 2. Your form fill-up process will not be completed unless you sign & submit the form at the Submission Tables before leaving.</p>

Please note:

- i. Students will not be eligible for their Part I Calcutta University Examination, 2018 without following this procedure from point 1-5 and without submission of their on-line printed form at the Form Fill up venue.
- ii. If you are facing any problem in submission of the Calcutta University on-line form, visit the form fill-up venue as per your schedule date and time with all the required papers as mentioned and report to any of the “Form Issuance” Tables (1 - 5).