
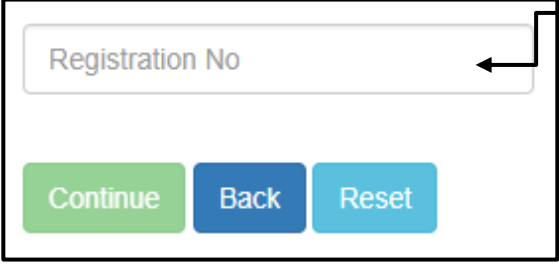

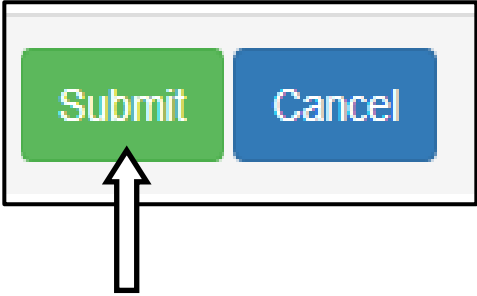




THE BHAWANIPUR EDUCATION SOCIETY COLLEGE

A MINORITY RUN COLLEGE. AFFILIATED TO UNIVERSITY OF CALCUTTA
RECOGNISED UNDER SECTION 2(F) & 12 (B) OF THE UGC ACT, 1956

Procedure for B. A /B.Sc. Part I Calcutta University Examination, 2018 Online Form Fill up

1	Go to Calcutta University Website www.cuexamwindow.in	
2		Click on the “ STUDENT ” button available on the left- hand side of the screen.
3		Type your Calcutta University Registration Number in this box and click on the “ Continue ” button to get redirected to the next page. Please Note: If in your browser “popup” is blocked, you will get a display (red-coloured cross) on the top right of the browser. Please click on that display to enable the popup.
4	 Check your on-line generated form thoroughly. Fill in the blank boxes at the bottom of the page. You have to type your “ MOBILE NUMBER ”, “ EMAIL ” your “ COMMUNICATION ADDRESS ” & your “ D.O.B ” correctly within the respective boxes given therein.	
5		Now click on the “ SUBMIT ” button to submit your details in your Calcutta University Online Examination Form for the Part I Examination, 2018. Please Note: 1. You should not “Print” the form. The form will be printed at the Form Fill-up venue once you report as per the scheduled date and time allotted to you. 2. Your form fill-up process will not be completed unless you sign & submit the form at the Submission Tables before leaving.
<p>Please note:</p> <ul style="list-style-type: none"> i. Students will not be eligible for their Part I Calcutta University Examination, 2018 without following this procedure from point 1-5 and without submission of their on-line printed form at the Form Fill up venue. ii. If you are facing any problem in submission of the Calcutta University on-line form, visit the form fill-up venue as per your schedule date and time with all the required papers as mentioned in the Notice. 		